

Infant Room News

March 2011

Hello Infant Room Parents,

All of your little ones are growing and changing so much!! We've got teeth coming in, babies learning to walk, walkers learning to talk and a few toddlers moving up to Ms. Danielle's room soon. We love them all so much, and are so honored to be a part of there lives, Thank You!!!!

March is Reading Month

All across America, children are celebrating..... Happy Birthday Dr. Seuss, and Happy Reading!!! We know that reading is very important and should be encouraged, but did you know that a child can greatly benefit from reading as early as infancy???

10 Benefits of Reading to Your Baby:

1. Promote Listening Skills
2. Increase the Number of Vocabulary Words Babies Hear
3. Develop Attention Span and Memory
4. Help Babies Learn Uncommon words
5. Help Babies Learn to Understand the Meanings of Words
6. Help Babies Learn Concepts about Print
7. Help Babies learn to Get Information from Illustrations
8. Promote Bonding and Calmness for Both Baby and Parent
9. Stimulate the Imagination and All the Senses
10. Instill the Love of Books and Learning

Movin' On Up!!!

If your little one will be "Movin' On Up" to the Toddler Room in the next few months, you may be interested in getting to know his/her future teachers and see a little of what goes on.


The Toddler room has a [Facebook Page!!!](#)

When you request to become a member, just attach a message letting Ms. Danielle know that you are an infant Room Parent.



We're Learning Sign Language!!

We will be learning new words each month. We've given you the first three words so that you can learn them and use them at home.



Please:

With your hand flat on your chest, move in a circular motion.

[Video Example](#)




Please remember:

- To label things such as hats and jackets to prevent loss.
- Check your child's diaper and wipe supply.
- Keep 1-2 extra changes of clothing in your child's cubby.
- Check your child's cubby for items that should be taken home.

Thank You:

Beginning with your right hand on your chin, drop it down and away from you, like blowing a kiss.



[Video Example](#)



All Done:

Start with palms facing in, then turn the hands so that they are facing out.

[Video Example](#)



Parents,

If you have any suggestions for the newsletter, anything specific you'd like to see in the coming months, please feel free to email me. I'm always open to suggestions.

Ms. Amanda